

V-SHOCK Self-Retracting Devices

Data Sheet



Material Specifications	
WEIGHT	See tables
UNIT LENGTH	
1.8 m	1.83 m
2.5 m	2.55 m
6 m	6.10 m
10 m	10.06 m
15 m	15.24 m
UNIT WIDTH	
SINGLE-LEG PFL	119 mm to 144 mm
TWIN-LEG PFL	237 mm to 288 mm
6 m SRL	203.20 mm
10 m SRL	260.35 mm
15 m SRL	260.35 mm
UNIT DEPTH	
1.8 m PFL	66.55 mm
2.5 m PFL	68.07 mm
6 m SRL	101.60 mm
10 m SRL	114.30 mm
15 m SRL	114.30 mm
HOUSING MATERIAL	Nylon
HARDWARE MATERIALS	Steel or Aluminum
LIFELINE MATERIAL	
LEADING EDGE WEB PFL	25.4 mm wide/3.6 mm thick HMPE/ para aramid blend
LEADING EDGE CABLE SRL	5.5 mm diameter galvanized steel cable
ENERGY ABSORBING TECHNOLOGY	Tear Tape



*V-SHOCK Edge
Leading Edge PFLs*



*V-SHOCK Edge
Leading Edge SRLs*

Specifications & Ordering Information






V-SHOCK Edge Leading Edge Galvanized Steel Cable SRL				
Part Number	Type	Length	Snaphook	Item Weight
VSLEG-061-NE-E	V-SHOCK Edge	6 m	36CS	4.67 kg
VSLEG-101-NE-E	V-SHOCK Edge	10 m	36CS	7.76 kg
VSLEG-151-NE-E	V-SHOCK Edge	15 m	36CS	8.39 kg

V-SHOCK Edge 1.8 m Leading Edge Web PFL				
Part Number	Type	Single/Twin	Snaphook	Item Weight
VSLEW-011-PC-E	V-SHOCK Edge	Single	ALTAKS	1.75 kg
VSLEW-011-PE-E	V-SHOCK Edge	Single	36CS	2.05 kg
VSLEW-011-PM-E	V-SHOCK Edge	Single	36CLS	2.17 kg
VSLEW-011-PH-E	V-SHOCK Edge	Single	AL36CLS	2.25 kg
VSLEW-012-PC-E	V-SHOCK Edge	Twin	ALTAKS	3.08 kg
VSLEW-012-PE-E	V-SHOCK Edge	Twin	36CS	3.68 kg
VSLEW-012-PM-E	V-SHOCK Edge	Twin	36CLS	3.94 kg
VSLEW-012-PH-E	V-SHOCK Edge	Twin	AL36CLS	4.09 kg

V-SHOCK Edge 2.5 m Leading Edge Web PFL				
Part Number	Type	Single/Twin	Snaphook	Item Weight
VSLEW-021-PC-E	V-SHOCK Edge	Single	ALTAKS	2.11 kg
VSLEW-021-PE-E	V-SHOCK Edge	Single	36CS	2.41 kg
VSLEW-021-PM-E	V-SHOCK Edge	Single	36CLS	2.54 kg
VSLEW-021-PH-E	V-SHOCK Edge	Single	AL36CLS	2.61 kg
VSLEW-022-PM-E	V-SHOCK Edge	Twin	36CLS	4.89 kg
VSLEW-022-PH-E	V-SHOCK Edge	Twin	AL36CLS	5.04 kg



Connectors

	
36CS Steel 21 mm Gate	36CLS Steel 50 mm Gate
	
ALTAKS Aluminium triple lock 19 mm Gate	AL36CLS Aluminium 60 mm Gate
	
Locking Pin Connector	

Performance Specifications	
STANDARDS & CAPACITY*	
EN 360	60-141 kg
DIN 19427	
MAXIMUM ARREST FORCES	
PEAK	470 kg
AVERAGE	366 kg